

# ACCESSING TUVA SCIENCE RESOURCES

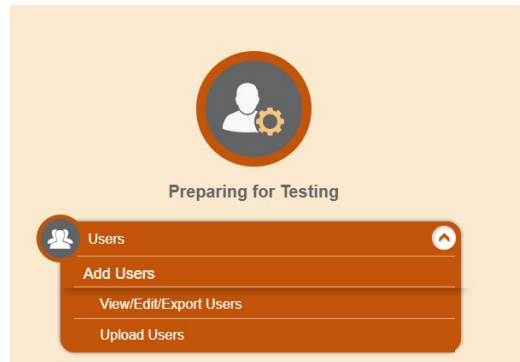
Tuva Science Resources are online data literacy lessons that engage students. With nearly 300 lessons, students can examine and apply their knowledge to real-world standards-aligned data! Grades 3 – 8 and 11 science teachers will have access to Tuva’s Science Instructional Resources. To be able to access Tuva’s Science Resources, science teachers **must have the TE-Science role** in the Test Information Distribution Engine (TIDE). The following brochure provides instruction on how to add the TE-Science role to an existing account as well as how to navigate to the Tuva’s Science Resources site once a teacher has the TE-Science role.

## ADDING A ROLE TO AN EXISTING USER ACCOUNT

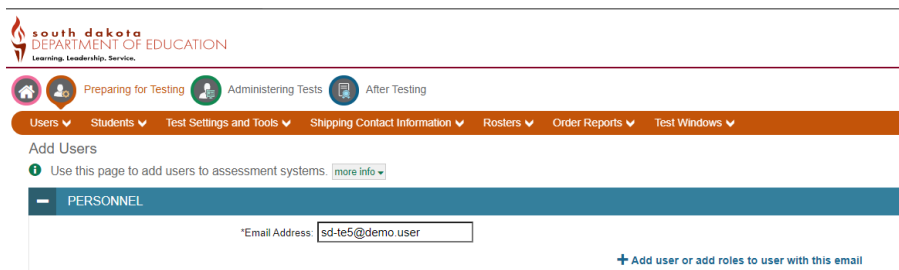
All science teachers who are currently in TIDE must also have a TE-Science role associated to their account to access Tuva. A district or school coordinator can add a TE-Science role to an existing user in TIDE.

### ADDING TE-SCIENCE TO EXISTING USER ACCOUNT

1. Click the **Users** task menu.
2. Click **Add Users**. The **Add Users** page will appear.



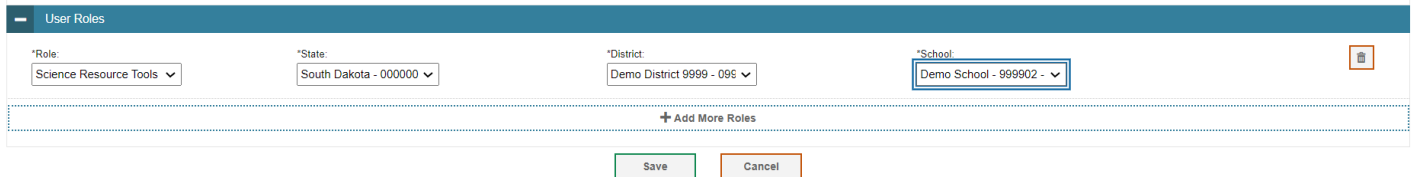
3. Enter the existing user’s email and click on **Add user or add roles to user with this email**.



- In the following screen, click on **Add More Roles** and select the **Science Resource Tools (TE Science)** from the drop-down menu.



- Verify the state, district, and school are correct.



- Click **Save**.

# ACCESSING TUVA'S Science Resources

Once a teacher has the TE-Science role set in TIDE, there are different ways of accessing the Tuva's Science Resources: 1) accessing the site directly through the Gateway; 2) accessing the site through the Reporting system. Please note: in order to access the site via the reporting system, a teacher must have administered an interim or summative science assessment.

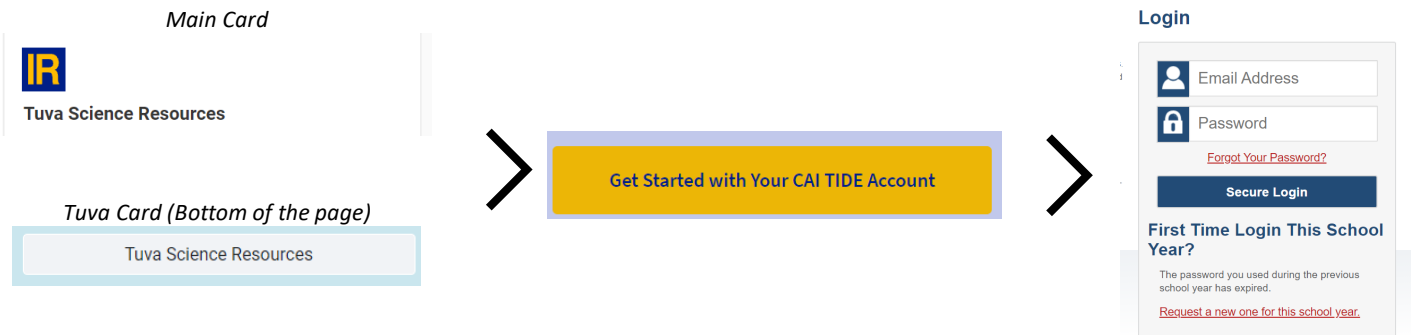
## ACCESSING TUVA SCIENCE RESOURCES THROUGH GATEWAY

You can access Tuva Science Resources through Gateway.

1. From the [South Dakota Assessments Program Gateway](#), go to the [Educators page](#) and click the main **Tuva Science Resources** card or scroll to the bottom of the page.

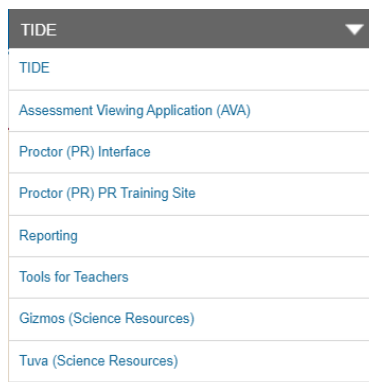
2. Click on the **Tuva Science Resources** card. Click **Get Started with Your CAI TIDE Account**.

3. The CAI login page appears. Enter your TIDE email address and password, then click **Secure Login**. The Tuva home page appears.



## ACCESSING TUVA THROUGH THE SYSTEM SWITCHER

Some of the CAI Assessment systems like TIDE or the Reporting system, have a menu at the top that allows you to switch the Tuva directly by clicking **Tuva (Science Resources)**. You will be automatically logged in.

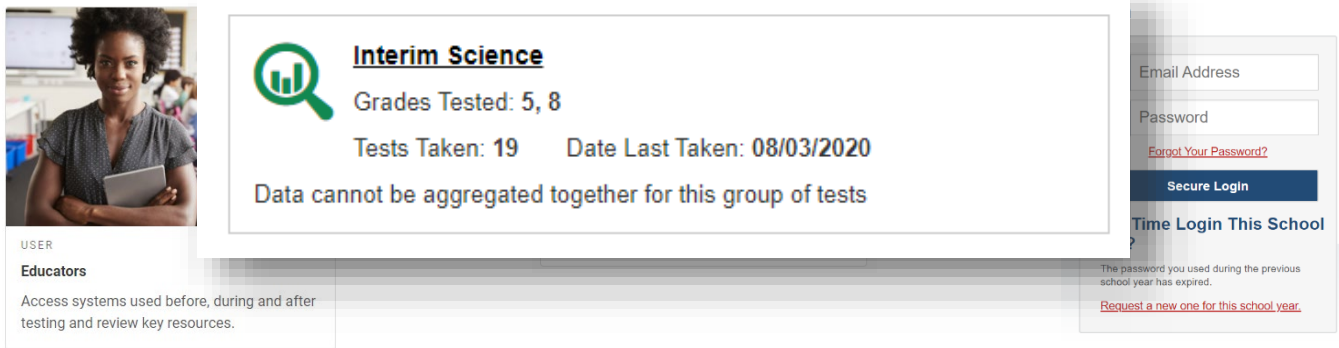


## ACCESSING TUVA THROUGH THE REPORTING SYSTEM

1. From the [South Dakota Assessments Program Gateway](#), select the *Educators* card.

2. Click on the **Reporting** card. The login page appears.

3. Enter your email address and password, then click **Secure Login**. The Reporting dashboard appears.



**Interim Science**  
Grades Tested: 5, 8  
Tests Taken: 19 Date Last Taken: 08/03/2020  
Data cannot be aggregated together for this group of tests

Email Address  
Password  
[Forgot Your Password?](#)  
**Secure Login**  
Time Login This School  
The password you used during the previous school year has expired.  
[Request a new one for this school year.](#)

4. In the reporting dashboard, Select Interim Science.

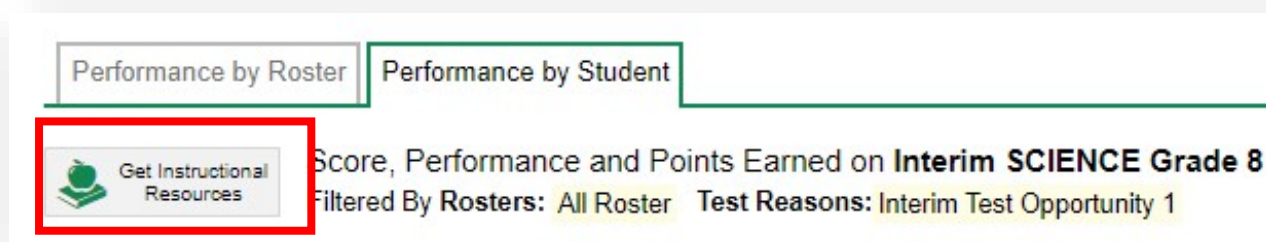
5. Select a science test.

Dashboard > Performance on Tests

Average Score and Performance Distribution, by Assessment: TestSCHOOL9, 2020-2021  
Filtered By Rosters: All Roster Test Reasons: All Test Reasons

Assessment Name	Test Group	Test Grade
<a href="#">Interim SCIENCE Grade 8 - Earth and Space Science - Space Systems 1: ESS1-1</a>	Interim	8
<a href="#">Interim SCIENCE Grade 8 - Life Science - Structure and Function: LS1-3</a>	Interim	8
<a href="#">Interim SCIENCE Grade 8 - Life Science - Inheritance of Traits 2: LS3-1</a>	Interim	8
<a href="#">Interim SCIENCE Grade 5 - Life Science - Ecosystems: 5-LS2-1</a>	Interim	5

6. Toggle to the Performance by Students tab and click on the get instructional resources.



Performance by Roster Performance by Student

Score, Performance and Points Earned on **Interim SCIENCE Grade 8**  
Filtered By Rosters: All Roster Test Reasons: Interim Test Opportunity 1

**Get Instructional Resources**

7. A **Test Resources** window will pop-up.

Click the *Resource* Link. You should automatically be brought to the Tuva home page.

**Test Resources for Interim SCIENCE Grade 5 - Life Science - Ecosystems: 5-LS2-1**

Resource	Description
<a href="#">Interim SCIENCE Grade 5 - Life Science - Ecosystems: 5-LS2-1</a>	Tuva science Resources

## USER SUPPORT

Contact the South Dakota CAI Assessments  
Help Desk for additional guidance.  
Email: [sdhelpdesk@cambiumassessment.com](mailto:sdhelpdesk@cambiumassessment.com)  
Phone: 855-838-8378