

ACCESSING GIZMOS SCIENCE RESOURCES

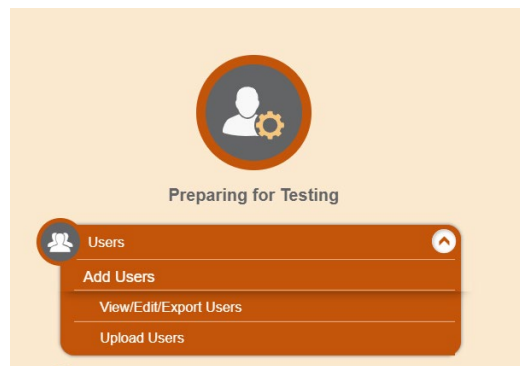
Gizmos are online simulations and case studies that excite curiosity and invite interaction. With over 400 standards aligned simulations, students can get hands-on with science—virtually! Grades 3 – 8 and 11 science teachers will have access to Explorer Learning’s Gizmos. To be able to access Gizmos, science teachers **must have the TE-Science role** in the Test Information Distribution Engine (TIDE) and **register for a Gizmos account** for the first time. The following brochure provides instruction on how to add the TE-Science role to an existing account as well as how to navigate to the Gizmos site once a teacher has the TE-Science role.

ADDING A ROLE TO AN EXISTING USER ACCOUNT

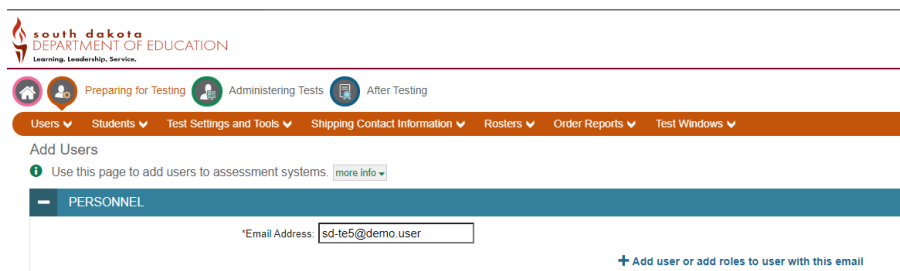
All science teachers who are currently in TIDE must also have a TE-Science role associated to their account to access Gizmos. A district or school coordinator can add a TE-Science role to an existing user in TIDE.

ADDING TE-SCIENCE TO EXISTING USER ACCOUNT

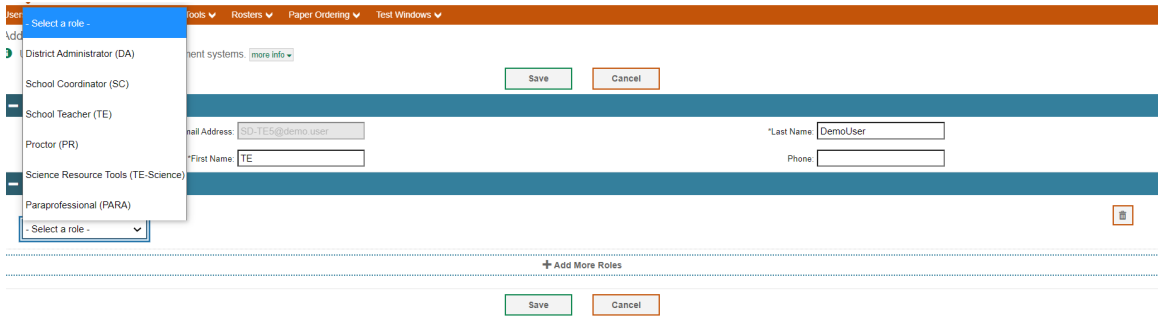
1. Click the **Users** task menu.
2. Click **Add Users**. The **Add Users** page will appear.



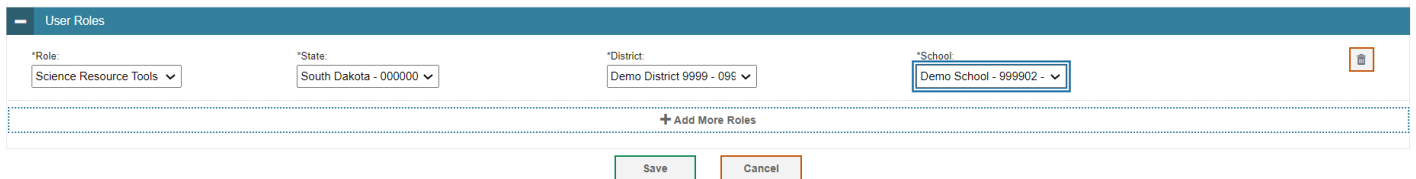
3. Enter the existing user’s email and click on **Add user or add roles to user with this email**.



- In the following screen, click on **Add More Roles** and select the **Science Resource Tools (TE Science)** from the drop-down menu.



- Verify the state, district, and school are correct.



- Click **Save**.

ACCESSING GIZMOS

Once a teacher has the TE-Science role set in TIDE, there are different ways of accessing the Gizmos: 1) accessing the site directly through the Gateway; 2) accessing the site through the Reporting system. Please note to access the site via the reporting system, a teacher must have administered an interim or summative science assessment.

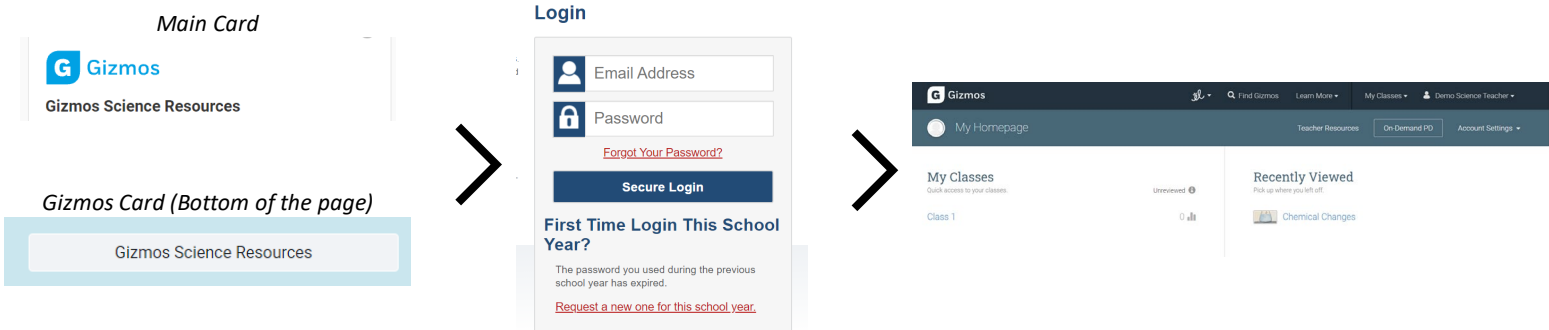
ACCESSING GIZMOS THROUGH GATEWAY

You can access GIZMOS through Gateway.

1. From the [South Dakota Assessments Program Gateway](#), go to the [Educators page](#) and click the main **Gizmos Science Resources** card or scroll to the bottom of the page.

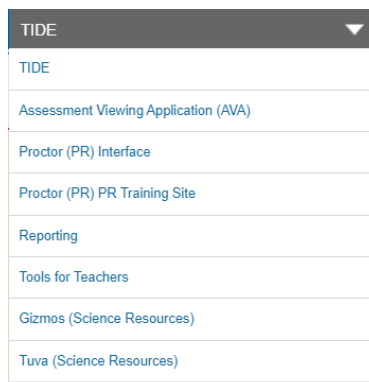
2. Click on the **Gizmos Science Resources** card. The login page appears.

3. Enter your email address and password, then click **Secure Login**. The Gizmos login page appears.



ACCESSING GIZMOS THROUGH THE SYSTEM SWITCHER

Some of the CAI Assessment systems like TIDE or the Reporting system, have a menu at the top that allows you to switch the Gizmos directly by clicking **Gizmos (Science Resources)**. After you've registered as a new user the first time, you will be automatically logged in.

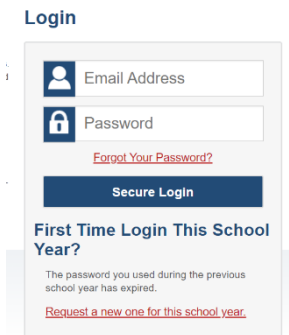
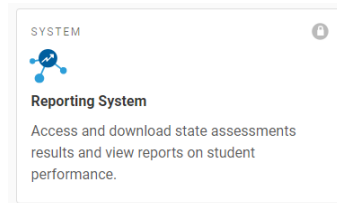



ACCESSING GIZMOS THROUGH THE REPORTING SYSTEM

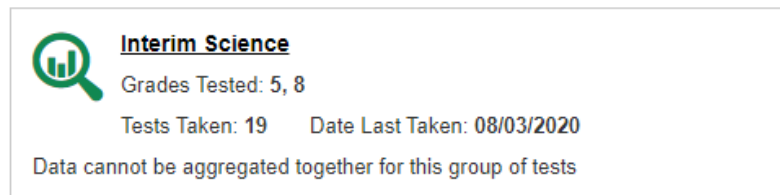
1. From the [South Dakota Assessments Program Gateway](#), select the *Educators* card.

2. Click on the **Reporting** card. The login page appears.

3. Enter your email address and password, then click **Secure Login**. The Reporting dashboard appears.



3. In the reporting dashboard, Select Interim Science.



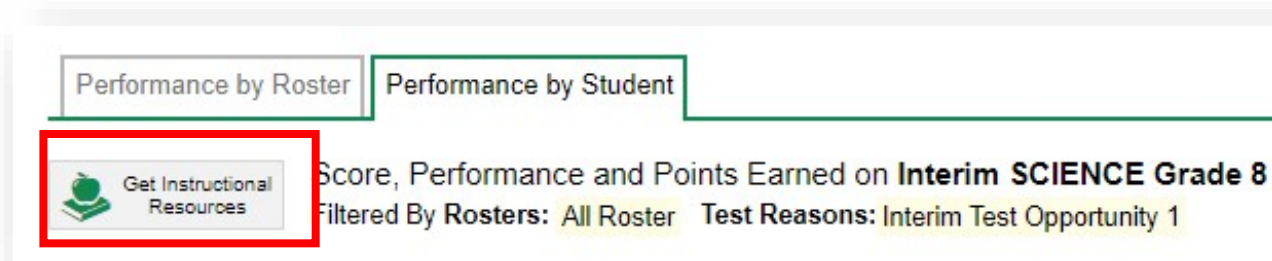
4. Select a science test.

Dashboard > Performance on Tests

Average Score and Performance Distribution, by Assessment: TestSCHOOL9, 2020-2021
Filtered By Rosters: All Roster Test Reasons: All Test Reasons

| Assessment Name | Test Group | Test Grade |
|---|------------|------------|
| Interim SCIENCE Grade 8 - Earth and Space Science - Space Systems 1: ESS1-1 | Interim | 8 |
| Interim SCIENCE Grade 8 - Life Science - Structure and Function: LS1-3 | Interim | 8 |
| Interim SCIENCE Grade 8 - Life Science - Inheritance of Traits 2: LS3-1 | Interim | 8 |
| Interim SCIENCE Grade 5 - Life Science - Ecosystems: 5-LS2-1 | Interim | 5 |

- Toggle to the Performance by Students tab and click on the get instructional resources.



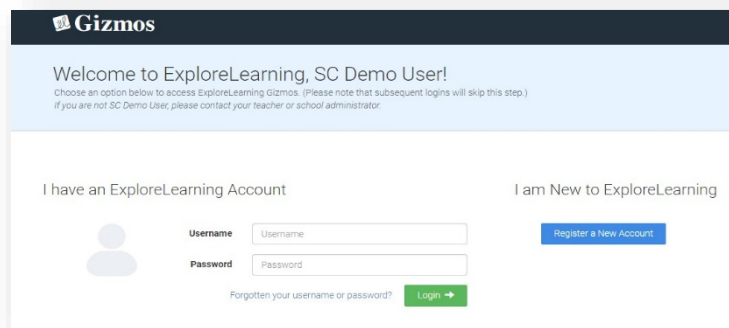
- A Test Resources window will pop-up.

| Resource | Description |
|--|--------------------------|
| Interim SCIENCE HS - Earth and Space Science - Space Systems: ESS1-3 | Gizmos Science Resources |

Click the *Resource* Link. You should automatically be brought to the GIZMOS login page.

GIZMOS ACCOUNT REGISTRATION (FIRST TIME USERS)

If this is the first time you are accessing the GIZMOS site, please register for a New Account. **We recommend you use the same username and password as your TIDE account.** After the initial registration, your TIDE account will give you direct access to the homepage without the need to register again.



USER SUPPORT

Contact the South Dakota CAI Assessments
Help Desk for additional guidance.

Email: sdhelpdesk@cambiumassessment.com

Phone: 855-838-8378